

MRF-25V528 -25°C Biomedical Freezer



MRF-25V528 Medical Deep Freezer (-10°C ~ -25°C) is widely used in hospitals, blood stations and laboratories. The product has double chamber, double display, double control system, two sets of individual compressor and refrigeration system. Both chambers can be independently adjustable in temperature.

FEATURERS



Imported brand compressors
Double cooling system, double chamber



Large LED displays
Easy to observe and operate, built-in USB



Fast pull down
Rapid cooling from +25°C to -25°C



Precise temp. control
Temp. control accurate to 0.1°C



Coil evaporator
Better performance, easy maintenance



6 types of alarm
Audible and visual alarms



USB interface
10-year data for downloading



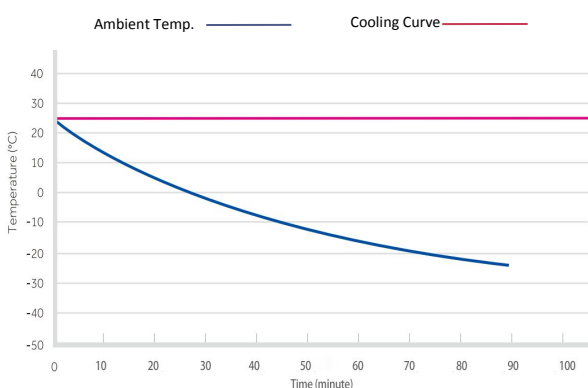
Variable space
Adjustable shelves and drawers



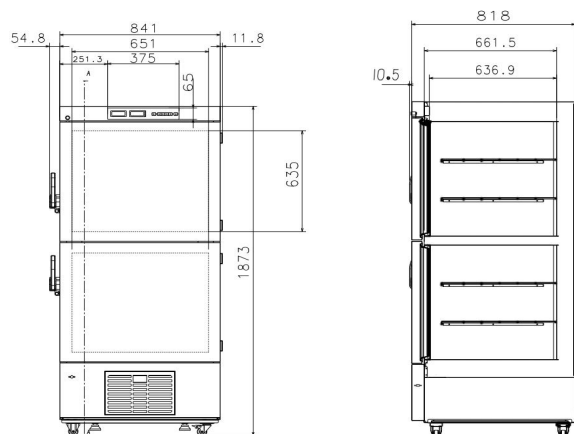
Lockable doors
Standard locks & padlocks



Eco-friendly
CFC-free refrigerant and energy-saving



MDF-25V528 Pull down at ambient temp. 25°C



STRUCTURE

Individual LED display for each chamber

Individual control system for each chamber

Key&lock

High density PURF foaming

Ergonomic handles

Easy clean filter

Padlock hole

2 compressors
2 cooling systems

Key&lock

Universal castors

Leveling feet




Pressure relief access

drawers



Built-in USB port



Access ports

PARAMETER

Performance		Refrigeration System		Alarms	
Temperature range	-10℃~-25℃	Compressor QTY	2	High/low temperature	Y
Ambient temperature	10~32℃	Cooling method	Direct cooling	Power failure	Y
Internal material	Sprayed steel	Temp. controller	Microprocessor	Sensor error	Y
External material	Sprayed steel	Sensor	NTC	Controller failure	Y
Insulation	PURF	Display	LED Digital displays	Door ajar	Y
Noise (db)	55	Refrigerant	R290	Ambient temperature	Y
Shelf (drawer)	6 Shelves/18 drawers	Defrost	Manual	Controller malfunction	Y
Electrical Data		Dimensions		Other	
Voltage frequency(220/50Hz	Capacity (L/cu.ft)	528/18.64	Remote alarm port	Y
Power (W)	260W	Exterior	910*845*1875	USB interface	Y
Current (A)	1.9A	Interior	(651*631.5*635)*2	Access port QTY/Dia.	2/25MM
Power consumption	3.4kWh/24h	Package	930*970*2000	NT./GT. (kg)	151/184