

MPC-5V315

2~8 °C Pharmacy Refrigerator



MPC-5V315 2~8°C Pharmacy Refrigerator (315 liter) is widely used in hospitals pharmacy stores and laboratories. This is for placing and preserving storage such as drugs, vaccines, enzymes, hormones, stem cells, extracted RNA and gene libraries and important biological and chemical reagents.

FEATURES



Fast pull down

Real forced air cooling system



2 temp. simulation boxes

Accurately detect the temperature of



Suction circulation system

Big fans with less temp. fluctuation & better



Universal castor wheels

Proven heavy-duty lockable castors



Lockable doors

3 Standard locks with keys for 3 doors



High-quality steel materials

Antibacterial and corrosion resistant



Precise temp. control

Temp. control accurate to 0.1°C



7 types of alarm

Audible and visual alarms



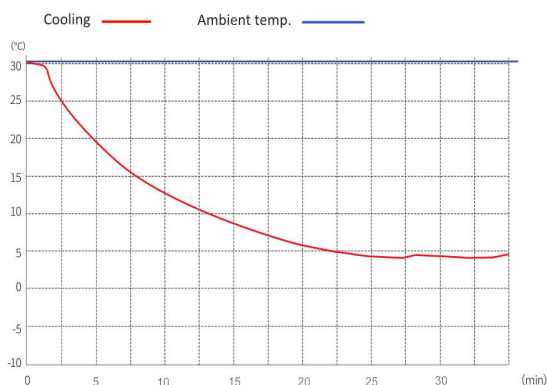
Variable space

Adjustable shelves and basket

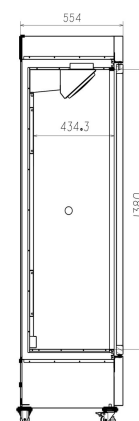
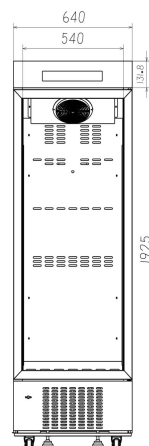


Eco-friendly

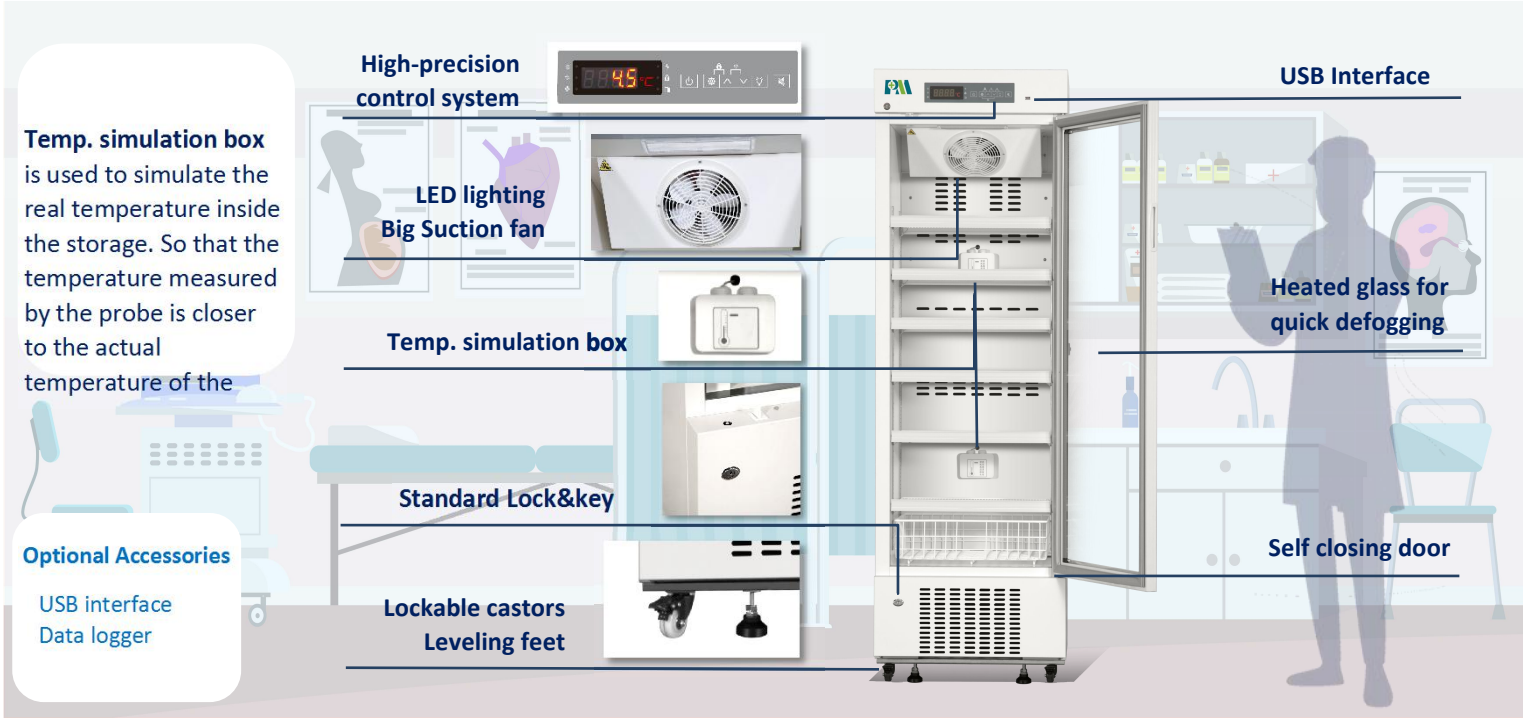
CFC-free refrigerant and energy-saving



MPC-5V315 Pull Down Curve



STRUCTURE



- High/low temp. alarm
- Condenser fault alarm
- Backup battery failure alarm
- Thermostat failure alarm
- Door ajar alarm
- Power failure alarm
- Ambient Temperature

Real forced air circulation and excellent refrigeration system pull down the chamber temperature from 25°C to 5°C in 26 minutes (at ambient temp. 25°C). And keep the chamber with good temperature uniformity and fluctuation.

5±3°C

PARAMETER

Performance		Refrigeration System		Alarms	
Cooling method	Forced Air Cooling	Refrigerant	R290	High/low temperature	Y
Defrost	Auto	Temp. controller	Microprocessor	Power failure	Y
Shelf/drawer	Shelves/5	Sensor	NTC	Thermostat failure	Y
Temperature range	2°C~8°C	Display	Digital display	Backup battery failure	Y
Ambient temperature	10~32°C	External material	SPCC sprayed steel	Door ajar	Y
NT./GT.	92.5/100	Capacity (L/cu.ft)	315/11.15	Ambient Temperature	Y
Noise (db)	50	Compressor QTY	1	Condenser fault	Y
Electrical Data		Dimensions		Other	
Voltage frequency (V/Hz)	220V 50Hz/60Hz	Package size(W*D*H)(mm)	710*640*1970	Inside door	6 shelves + 1 basket
Power (W)	216W	Exterior size(W*D*H)(mm)	660*555*1915	Remote alarm port	Optional
Current (A)	1.46A	Interior size(W*D*H)(mm)	540*425*1380	Access port QTY/Dia.	1/25mm
Power consumption	2.8kWh/24h	CBM	0.9	Internal material	SPCC sprayed steel